

Opportunistic Interference Mitigation Achieves Optimal Degrees-of-Freedom in Wireless Multi-Cell Uplink Networks

Bang Chul Jung, *Member, IEEE*, Dohyung Park, and Won-Yong Shin, *Member, IEEE*

Abstract—We introduce an opportunistic interference mitigation (OIM) protocol, where a user scheduling strategy is utilized in K -cell uplink networks with time-invariant channel coefficients and base stations (BSs) having M antennas. Each BS opportunistically selects a set of users who generate the minimum interference to the other BSs. Two OIM protocols are shown according to the number of simultaneously transmitting users per cell, S : opportunistic interference nulling (OIN) and opportunistic interference alignment (OIA). Then, their performance is analyzed in terms of degrees-of-freedom (DoFs). As our main result, it is shown that KM DoFs are achievable under the OIN protocol with M selected users per cell, if the total number of users in a cell, N , scales at least as $\text{SNR}^{(K-1)M}$. Similarly, it turns out that the OIA scheme with $S(< M)$ selected users achieves KS DoFs, if N scales faster than $\text{SNR}^{(K-1)S}$. These results indicate that there exists a trade-off between the achievable DoFs and the minimum required N . By deriving the corresponding upper bound on the DoFs, it is shown that the OIN scheme is DoF-optimal. Finally, numerical evaluation, a two-step scheduling method, and the extension to multi-carrier scenarios are shown.

Index Terms—Cellular network, degrees-of-freedom (DoFs), inter-cell interference, interference alignment (IA), opportunistic interference alignment (OIA), opportunistic interference nulling (OIN), user scheduling.

I. INTRODUCTION

INTERFERENCE between wireless links has been taken into account as a critical problem in communication systems. Especially, there exist three categories of the conventional interference management in multi-user wireless networks: decoding and cancellation, avoidance (i.e., orthogonalization), and averaging (or spreading). To consider both intra-cell and inter-cell interferences of wireless cellular networks, a simple infinite cellular multiple-access channel (MAC) model, referred to as the Wyner's model, was characterized and then

its achievable throughput performance was analyzed in [1]–[4]. Joint processing strategy among multi-cells was also developed in a Wyner-like cellular model in order to efficiently manage inter-cell interferences [5], [6]. Such cooperation among cells can be taken into account as another important interference management scheme. Even if the work in [1]–[6] leads to a remarkable insight into complex and analytically intractable practical cellular environments, the model under consideration is hardly realistic. In a cellular uplink code division multiple access network, an interference suppression filter [7] at each receiver was also designed to support more users than the case without the filter. Moreover, for multi-cell downlink networks, some base station (BS) clustering methods were introduced in [8], [9] so that inter-cell interferences are efficiently reduced at the cost of limited channel feedback and backhaul overheads. In the studies [8], [9], user grouping and BS clustering were jointly performed in terms of maximizing the average sum-rate.

Recently, as an alternative approach to show Shannon-theoretic limits, interference alignment (IA) was proposed by fundamentally solving the interference problem when there are two communication pairs [10]. It was shown in [11] that the IA scheme can achieve the optimal degrees-of-freedom (DoFs), which are equal to $K/2$, in the K -user interference channel with time-varying channel coefficients. The basic idea of the scheme is to confine all the undesired interference from other communication links into a pre-defined subspace, whose dimension approaches that of the desired signal space. Hence, it is possible for all users to achieve one half of the DoFs that we could achieve in the absence of interference. Since then, interference management schemes based on IA have been further developed and analyzed in various wireless network environments: multiple-input multiple-output (MIMO) interference network [12], [13], X network [14], [15], and cellular network [16]–[19]. However, the conventional IA schemes [11], [13], [20] require global channel state information (CSI) including CSI of other communication links. Furthermore, a huge number of dimensions based on time/frequency expansion are needed to achieve the optimal DoFs [11], [13]–[16], [20]. These constraints need to be relaxed in order to apply IA to more practical systems. In [12], a distributed IA scheme was constructed for the MIMO interference channel with time-invariant coefficients. It requires only local CSI at each node that can be acquired from all received channel links via pilot signaling, and thus is more feasible to implement than the original one [11]. However, a great number of iterations should be performed until designed

Paper approved by J. Wang, the Editor for the IEEE Communications Society. Manuscript received April 7, 2011; revised September 1 and December 12, 2011.

This research was supported by the Basic Science Research Program through the National Research Foundation of Korea (NRF) funded by the Ministry of Education, Science and Technology (2010-0011140). The material in this paper was presented in part at the Asilomar Conference on Signals, Systems, and Computers, Pacific Grove, CA, November 2010.

B. C. Jung is with the Department of Information and Communication Engineering & Institute of Marine Science, Gyeongsang National University, Tongyeong 650-160, Republic of Korea (e-mail: bcjung@gnu.ac.kr).

D. Park is with the Department of Electrical and Computer Engineering, The University of Texas at Austin, Austin, TX 78712 USA (e-mail: dhpark@utexas.edu).

W.-Y. Shin (corresponding author) is with the Division of Mobile Systems Engineering, College of International Studies, Dankook University, Yongin 448-701, Republic of Korea (e-mail: wyshin@dankook.ac.kr).

Digital Object Identifier 10.1109/TCOMM.2012.051012.110205

transmit/receive beamforming (BF) vectors converge prior to data transmission.

Now we would like to consider practical wireless uplink networks with K -cells, each of which has N users. IA for K -cell uplink networks was first proposed in [16], where the interference from other cells is aligned into a multi-dimensional subspace instead of one dimension. This scheme also has practical challenges including a dimension expansion to achieve the optimal DoFs.

In the literature, there are some results on the usefulness of fading in single-cell downlink broadcast channels, where one can obtain a multi-user diversity (MUD) gain as the number of mobile users is sufficiently large: opportunistic scheduling [21], opportunistic BF [22], and random BF [23]. More efficient opportunistic interference management strategy [24], [25], which requires less feedback overhead than that in [23], has been developed in broadcast channels, where similarly as in our study, the minimum number of users needed for achieving target DoFs has been analyzed.¹ Scenarios exploiting the MUD gain have also been studied in cooperative networks by applying an opportunistic two-hop relaying protocol [26] and an opportunistic routing [27], and in cognitive radio networks with opportunistic scheduling [28], [29]. In addition, recent results [20], [30] have shown how to utilize the opportunistic gain when there are a large number of channel realizations. More specifically, to amplify signals and cancel interference, the idea of opportunistically pairing complementary channel instances has been studied in interference networks [20] and multi-hop relay networks [30]. In cognitive radio environments [31]–[33], opportunistic spectrum sharing was introduced by allowing secondary users to share the radio spectrum originally allocated to primary users via transmit adaptation in space, time, or frequency. We remark that such opportunism can also be utilized in multi-cell downlink networks through a simple extension of [23], [24]. In a decentralized manner, multi-cell *uplink* networks are fundamentally different from downlink environments since for uplink, there exists a mismatch between generating interferences at each user and interferences suffered by each BS from multiple users, thus yielding the difficulty of user scheduling design. Especially in time-invariant complex channel conditions, it remains open how to design a constructive algorithm achieving the optimal DoFs of multi-cell uplink networks.

In this paper, we introduce an *opportunistic interference mitigation (OIM)* protocol for wireless multi-cell uplink networks. The scheme adopts the notion of MUD gain for performing interference management. The opportunistic user scheduling strategy is presented in time-division duplexing (TDD) K -cell uplink environments with time-invariant channel coefficients (or equivalently slow fading channel coefficients [34]) and BSs having M receive antennas, where the channel reciprocity between up/downlink channels is utilized for every scheduling period. In the proposed OIM scheme, each BS opportunistically selects a set of users who generate the minimum interference to the other BSs, while in the conventional opportunistic algorithms [21]–[23], users with the maximum signal strength at the desired BS are selected

for data transmission. Specifically, two OIM protocols are proposed according to the number of simultaneously transmitting users per cell, S : opportunistic interference nulling (OIN) and opportunistic interference alignment (OIA) protocols. For the OIA scheme, first termed in [17], [35], each BS broadcasts its pre-defined interference direction, e.g., a set of orthonormal random vectors, to all the users in other cells, whereas for the OIN scheme, no broadcast is needed at each BS. Each user computes the amount of its generating interference, affecting the other BSs, and feeds it back to its home cell BS.

Their performance is then analyzed in terms of achievable DoFs (also known as capacity pre-log factor or multiplexing gain). It is shown that KM DoFs are achievable under the OIN protocol with M selected users per cell, while the OIA scheme with S selected users, whose number is smaller than M , achieves KS DoFs. As our main result, we analyze the scaling condition between the number of per-cell users, N , and the received signal-to-noise ratio (SNR) under which our achievability result holds in K -cell networks, each of which has N users. More specifically, we show that the aforementioned DoFs are achieved asymptotically, provided that N scales faster than $\text{SNR}^{(K-1)M}$ and $\text{SNR}^{(K-1)S}$ for the OIN and OIA protocols, respectively. From the result, it is seen that there exists a fundamental trade-off between the achievable DoFs and the minimum required number of users per cell, N , based on the two proposed schemes. The proposed scheme is also compared with the existing methods which can also asymptotically achieve the optimal DoFs in cellular uplink networks. In addition, we derive an upper bound on the DoFs in K -cell uplink networks. It is shown that the upper bound always approaches KM regardless of N and thus the OIN scheme achieves the optimal DoFs asymptotically with the help of the opportunism.

Furthermore, we propose two types of modified protocols based on OIM. First, the conventional opportunistic mechanism exploiting the MUD gain in the literature [21]–[23] inspires us to introduce a two-step scheduling strategy with a slight modification. It is shown that a logarithmic gain can further be obtained, similarly as in [21]–[23], while the full DoFs are maintained. Under frequency-selective fading environments, multi-carrier modulation (e.g., orthogonal frequency division multiplexing (OFDM)) is an attractive choice for dynamic resource allocation as well as reduction in complexity (see [36], [37] for downlink multi-user OFDM systems). In this paper, extension to multi-carrier systems of our achievability result is also taken into account. To validate the OIA scheme, computer simulations are also performed—the amount of interference leakage in [12], [38] and the achievable sum-rate are evaluated.

As in [12], the OIM protocol basically operates with local CSI and no time/frequency expansion, thereby resulting in easier implementation. No iteration is also needed prior to data transmission. The scheme thus operates as a decentralized manner which does not involve joint processing among all communication links.

Note that the OIM protocol is proven to be DoF-optimal even with treating the inter-cell interference as noise, while it may be possible to decode the interference in order to further improve the achievable sum-rate (e.g., [39]).

The rest of this paper is organized as follows. In Section II, we introduce the system and channel models. In

¹Note that the work in [24], [25] was originally conducted in a single-cell downlink system, but can be extended to multi-cell downlink environments with a slight modification.

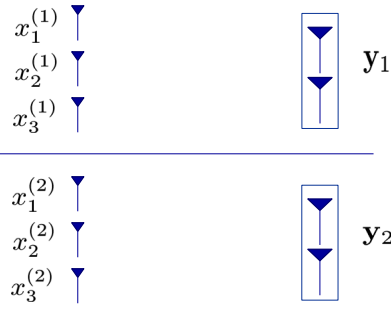


Fig. 1. The IMAC model with $K=2$, $N=3$, and $M=2$.

Section III, the OIM technique is proposed for cellular networks, its achievability in terms of DoFs is analyzed, and then comparison with the existing methods are performed. Section IV derives an upper bound on the DoFs. The two-step scheduling method and the extension to multi-carrier scenarios are described in Section V. Numerical evaluation is shown in Section VI. Finally, we summarize the paper with some concluding remark in Section VII.

Throughout this paper, the superscripts T , H , and \dagger denote the transpose, conjugate transpose, and pseudo-inverse, respectively, of a matrix (or a vector). \mathbb{C} , $\|\cdot\|$, \mathbf{I}_n , $\lambda_{\min}(\cdot)$, $\mathbb{E}[\cdot]$, and $\text{diag}(\cdot)$ indicate the field of complex numbers, L_2 -norm of a vector, the identity matrix of size $n \times n$, the smallest eigenvalue of a matrix, and the statistical expectation, and the vector consisting of the diagonal elements of a matrix, respectively.

II. SYSTEM AND CHANNEL MODELS

Consider the interfering MAC (IMAC) model in [16], which is one of multi-cell uplink scenarios, to describe practical cellular networks. As illustrated in Fig. 1, there are multiple cells, each of which has multiple mobile users. The example for $K=2$, $N=3$, and $M=2$ is shown in Fig. 1. Under the model, each BS is interested only in traffic demands of users in the corresponding cell. Suppose that there are K cells and there are N users in a cell. We assume that each user is equipped with a single transmit antenna and each cell is covered by one BS with M receive antennas. The channel in a single-cell can then be regarded as the single-input multiple-output (SIMO) MAC. If N is much greater than M , then it is possible to exploit the channel randomness and thus to obtain the opportunistic gain in multi-user environments.

The term $\mathbf{h}_{i,j}^{(k)} \in \mathbb{C}^{M \times 1}$ denotes the uplink channel vector between user j in the k -th cell and BS i , where $j \in \{1, \dots, N\}$ and $i, k \in \{1, \dots, K\}$. The channel is assumed to be Rayleigh, whose elements have zero-mean and unit variance, and to be independent across different i , j , and k . As mentioned earlier, we take into account a time-invariant channel model, i.e., a block-fading model is assumed where the channel vectors are constant during a transmission block (e.g., frame), consisting of one scheduling period and one channel coding block, and changes to a new independent value for every transmission block. The receive signal vector

$\mathbf{y}_i \in \mathbb{C}^{M \times 1}$ at BS i is given by

$$\mathbf{y}_i = \sum_{j=1}^S \mathbf{h}_{i,j}^{(i)} x_j^{(i)} + \sum_{k=1, k \neq i}^K \sum_{n=1}^S \mathbf{h}_{i,n}^{(k)} x_n^{(k)} + \mathbf{z}_i, \quad (1)$$

where $x_j^{(i)}$ is the transmit symbol of user j in the i -th cell and S represents the number of users transmitting data simultaneously in each cell for $S \in \{1, \dots, M\}$. The received signal \mathbf{y}_i at BS i is corrupted by the independently identically distributed (i.i.d.) and circularly symmetric complex additive white Gaussian noise (AWGN) vector $\mathbf{z}_i \in \mathbb{C}^{M \times 1}$ whose elements have zero-mean and variance N_0 . We assume that each user has an average transmit power constraint $\mathbb{E}[|x_j^{(i)}|^2] \leq P$. Then, the received SNR at each BS is expressed as a function of P and N_0 , which depends on the decoding process at the receiver side. In this work, we take into account a simple zero-forcing (ZF) receiver based on the channel vectors between the BS and its selected home cell users, which will be discussed in detail in Section III-A.

III. ACHIEVABILITY RESULT

We propose the following two OIM protocols: OIN and OIA protocols. Then, their performance is analyzed in terms of achievable DoFs. In addition, our achievable scheme is compared with other existing strategies satisfying the DoF optimality.

A. OIM in K -cell Uplink Networks

The overall procedure of the proposed schemes is possible by using the channel reciprocity of TDD systems. We mainly focus on the case for $SK > M$, since otherwise we can simply achieve the maximum DoFs by applying the conventional ZF receiver (at BS $i \in \{1, \dots, K\}$) based on the following channel transfer matrix

$$\begin{bmatrix} \mathbf{h}_{1,1}^{(i)} & \dots & \mathbf{h}_{1,S}^{(i)} & \dots & \mathbf{h}_{K,1}^{(i)} & \dots & \mathbf{h}_{K,S}^{(i)} \end{bmatrix}.$$

1) *OIN Protocol*: We first introduce an OIN protocol in which M selected users in a cell transmit their data simultaneously, i.e., the case where $S = M$. It is possible for user j in the i -th cell to obtain all the cross-channel vectors $\mathbf{h}_{k,j}^{(i)}$ by utilizing a pilot signaling sent from other cell BSs, where $j \in \{1, \dots, N\}$, $i \in \{1, \dots, K\}$, and $k \in \{1, \dots, i-1, i+1, \dots, K\}$.

We now examine how much the cross-channels of selected users are in deep fade by computing the following value $L_{k,j}^i$:

$$L_{k,j}^i = \left\| \mathbf{h}_{k,j}^{(i)} \right\|^2, \quad (2)$$

which is called *leakage of interference (LIF)*, for $k \in \{1, \dots, i-1, i+1, \dots, K\}$. For user j in the i -th cell, the user scheduling metric L_j^i is given by

$$L_j^i = \sum_k L_{k,j}^i \quad (3)$$

for $k \in \{1, \dots, i-1, i+1, \dots, K\}$. After computing the metric representing the total sum of $K-1$ LIF values in

(3), each user feeds back the value to its home cell BS i .² Thereafter, BS i selects a set of M users, $\{\pi_i(1), \dots, \pi_i(M)\}$, who feed back the values up to the M -th smallest one in (3), where $\pi_i(j)$ denotes the index of users in cell i whose value is the j -th smallest one. The selected M users in each cell start to transmit their data packets. If the LIF $L_{k,j}^{(i)}$ of the selected users in the i -th cell is arbitrarily small for all $k \in \{1, \dots, i-1, i+1, \dots, K\}$, then the corresponding cross-channels $\mathbf{h}_{k,j}^{(i)}$ (i.e., interfering links) are in deep fade.³ In Section III-B, we will show that it is possible to choose such users owing to the opportunistic gain.

At the receiver side, each BS performs a simple ZF filtering based on intra-cell channel vectors to detect the signal from its home cell users, which is sufficient to capture the full DoFs in our model. The resulting signal (symbol), postprocessed by ZF matrix $\mathbf{G}_i \in \mathbb{C}^{M \times M}$ at BS i , is then given by

$$\begin{bmatrix} \hat{x}_1^{(i)} & \dots & \hat{x}_M^{(i)} \end{bmatrix}^T = \mathbf{G}_i \mathbf{y}_i, \quad (4)$$

where

$$\begin{aligned} \mathbf{G}_i &= \begin{bmatrix} \bar{\mathbf{g}}_1^{(i)} & \dots & \bar{\mathbf{g}}_M^{(i)} \end{bmatrix}^T \\ &= \begin{bmatrix} \mathbf{h}_{i,1}^{(i)} & \dots & \mathbf{h}_{i,M}^{(i)} \end{bmatrix}^\dagger \end{aligned}$$

and $\bar{\mathbf{g}}_m^{(i)} \in \mathbb{C}^{M \times 1}$ ($m = 1, \dots, M$) is the ZF column vector.

2) *OIA Protocol*: The fact that the OIN scheme needs a great number of per-cell users motivates the introduction of an OIA protocol in which S transmitting users are selected in each cell for $S \in \{1, \dots, M-1\}$. The OIA scheme is now described as follows. First, BS i in the i -th cell generates a set of orthonormal random vectors $\mathbf{v}_m^{(i)} \in \mathbb{C}^{M \times 1}$ for all $m = 1, \dots, M-S$ and $i = 1, \dots, K$, where $\mathbf{v}_m^{(i)}$'s correspond to their pre-defined interference directions and are generated according to an isotropic distribution [43]. Each BS independently chooses a set of orthonormal random vectors, and then broadcasts its generated vectors to all the users in other cells.⁴ That is, the interference subspace is broadcasted. If $m_1 = m_2$, then $\mathbf{v}_{m_1}^{(i)H} \mathbf{v}_{m_2}^{(i)} = 1$ for $m_1, m_2 \in \{1, \dots, M-1\}$. Otherwise, it follows that $\mathbf{v}_{m_1}^{(i)H} \mathbf{v}_{m_2}^{(i)} = 0$. For example, if $M-S$ is set to 1, i.e., single interference dimension is used, then $M-1$ users in a cell are selected to transmit their data packets simultaneously. This can be easily extended to the case where a multi-dimensional subspace is allowed for IA (e.g., $M-S \geq 2$).

With this scheme, it is important to see how closely the channels of selected users are aligned with the *span* of broadcasted interference vectors. To be specific, let $\{\mathbf{u}_1^{(i)}, \dots, \mathbf{u}_S^{(i)}\}$ denote an orthonormal basis for the null space $U^{(i)}$ (i.e., kernel) of the interference subspace. User $j \in \{1, \dots, N\}$ in the i -th cell then computes the orthogonal projection onto

$U^{(k)}$ of its channel vector $\mathbf{h}_{k,j}^{(i)}$, which is given by

$$\text{Proj}_{U^{(k)}} \left(\mathbf{h}_{k,j}^{(i)} \right) = \sum_{m=1}^S \left(\mathbf{u}_m^{(k)H} \mathbf{h}_{k,j}^{(i)} \right) \mathbf{u}_m^{(k)},$$

and the value

$$L_{k,j}^{(i)} = \left\| \text{Proj}_{U^{(k)}} \left(\mathbf{h}_{k,j}^{(i)} \right) \right\|^2, \quad (5)$$

which can be interpreted as the LIF in the OIA scheme, for $k \in \{1, \dots, i-1, i+1, \dots, K\}$. For example, if the LIF of a user is given by 0 for a certain another BS $k \in \{1, \dots, i-1, i+1, \dots, K\}$, then it indicates that the user's channel vectors are perfectly aligned to the interference direction of BS k and thus the user's signal does not interfere with signal detection at the BS. For user j in the i -th cell, the user scheduling metric $L_j^{(i)}$ is finally given by (3), as in the OIN protocol. The remaining scheduling steps are the same as those of OIN except that a set of S users, $\{\pi_i(1), \dots, \pi_i(S)\}$, is selected at BS i instead of M users.

A ZF filtering at BS i is performed based on both random vectors $\{\mathbf{v}_1^{(i)}, \dots, \mathbf{v}_{M-S}^{(i)}\}$ and the intra-cell channel vectors $\{\mathbf{h}_{i,1}^{(i)}, \dots, \mathbf{h}_{i,S}^{(i)}\}$. Then, the resulting signal, postprocessed by ZF matrix $\mathbf{G}_i \in \mathbb{C}^{S \times M}$, is given by

$$\begin{bmatrix} \hat{x}_1^{(i)} & \dots & \hat{x}_S^{(i)} \end{bmatrix}^T = \mathbf{G}_i \mathbf{y}_i,$$

where

$$\begin{aligned} \mathbf{G}_i &= \begin{bmatrix} \bar{\mathbf{g}}_1^{(i)} & \dots & \bar{\mathbf{g}}_S^{(i)} \end{bmatrix}^T \\ &= \begin{bmatrix} \mathbf{h}_{i,1}^{(i)} & \dots & \mathbf{h}_{i,S}^{(i)} \end{bmatrix}^\dagger \end{aligned}$$

and $\bar{\mathbf{g}}_m^{(i)} \in \mathbb{C}^{M \times 1}$ ($m = 1, \dots, S$) is the ZF column vector.

B. Analysis of Achievable DoFs

In this subsection, we show that the OIM scheme with S simultaneously transmitting users per cell achieves the total number KS of DoFs asymptotically. The achievability is conditioned by the scaling behavior between the number of per-cell users, N , and the received SNR.

The total number $\text{dof}_{\text{total}}$ of DoFs is defined as [34]

$$\begin{aligned} \text{dof}_{\text{total}} &= \sum_{i=1}^K \sum_{j=1}^N d_j^{(i)} \\ &= \sum_{i=1}^K \sum_{j=1}^N \left(\lim_{\text{SNR} \rightarrow \infty} \frac{R_j^{(i)}(\text{SNR})}{\log \text{SNR}} \right), \end{aligned} \quad (6)$$

where $d_j^{(i)}$ and $R_j^{(i)}(\text{SNR})$ denote the DoFs and the rate, respectively, for the transmission of user $j \in \{1, \dots, N\}$ in the i -th cell ($i = 1, \dots, K$).⁵ Note that under the OIM protocol, $\text{dof}_{\text{total}}$ is then lower-bounded by

$$\text{dof}_{\text{total}} \geq \sum_{i=1}^K \sum_{m=1}^S \left(\lim_{\text{SNR} \rightarrow \infty} \frac{\log(1 + \text{SINR}_{i,m})}{\log \text{SNR}} \right), \quad (7)$$

⁵Especially, the definition of DoFs associated with the IMAC model was shown in [18], and is basically the same as (6).

²An opportunistic feedback strategy can be adopted in order to reduce the amount of feedback overhead without any performance loss, similarly as in MIMO broadcast channels [40], even if the details are not shown in this paper.

³We define a deep fade (or equivalently spectral null) event as the condition such that $\|\mathbf{h}_{k,j}^{(i)}\|^2 < \epsilon$ holds for an arbitrarily small $\epsilon > 0$ (refer to [41], [42] for the definition).

⁴Alternatively, a set of vectors can be generated with prior knowledge in a pseudo-random manner, and thus can be acquired by all users before data transmission without any signaling overhead.

where $\text{SINR}_{i,m}$ denotes the signal-to-interference-and-noise ratio (SINR) for the desired stream $m \in \{1, \dots, S\}$ at the receiver (BS) in the i -th cell and is represented by

$$\begin{aligned} \text{SINR}_{i,m} &= \frac{\left| \bar{\mathbf{g}}_m^{(i)H} \mathbf{h}_{i,\pi_i(m)}^{(i)} \right|^2 \text{SNR}}{1 + \sum_{k=1, k \neq i}^K \sum_{j=1}^S \left| \bar{\mathbf{g}}_m^{(i)H} \mathbf{h}_{i,\pi_k(j)}^{(k)} \right|^2 \text{SNR}} \\ &\geq \frac{\left| \bar{\mathbf{g}}_m^{(i)H} \mathbf{h}_{i,\pi_i(m)}^{(i)} \right|^2 \text{SNR}}{1 + \sum_{k=1, k \neq i}^K \sum_{j=1}^S \left\| \bar{\mathbf{g}}_m^{(i)H} \right\|^2 L_{i,\pi_k(j)}^k \text{SNR}} \\ &= \frac{\frac{\left| \bar{\mathbf{g}}_m^{(i)H} \mathbf{h}_{i,\pi_i(m)}^{(i)} \right|^2 \text{SNR}}{\left\| \bar{\mathbf{g}}_m^{(i)H} \right\|^2}}{1 + \sum_{k=1, k \neq i}^K \sum_{j=1}^S L_{i,\pi_k(j)}^k \text{SNR}}, \end{aligned} \quad (8)$$

where $L_{i,\pi_k(j)}^k$ is given by (2) and (5) when $S = M$ and $S \in \{1, \dots, M-1\}$, respectively. Here, the inequality holds due to the Cauchy-Schwarz inequality. Now our focus is on characterizing the LIF $L_{i,\pi_k(j)}^k$ in order to quantify the achievable total DoFs $\text{dof}_{\text{total}}$. Since the M -dimensional SIMO channel vector $\mathbf{h}_{i,\pi_k(j)}^{(k)}$ is isotropically distributed, the user scheduling metric L_j^i , representing the total sum of $K-1$ LIF values, follows the chi-square distribution with $2(K-1)S$ degrees of freedom for any $i = 1, \dots, K$ and $j = 1, 2, \dots, N$. The cumulative distribution function (cdf) $F_L(l)$ of the metric L_j^i is given by

$$F_L(l) = \frac{\gamma((K-1)S, l/2)}{\Gamma((K-1)S)}, \quad (9)$$

where $\Gamma(z) = \int_0^\infty t^{z-1} e^{-t} dt$ is the Gamma function and $\gamma(z, x) = \int_0^x t^{z-1} e^{-t} dt$ is the lower incomplete Gamma function. We start from the following lemma.

Lemma 1: For any $0 \leq l < 2$, the cdf $F_L(l)$ of the metric L_j^i in (3) is lower- and upper-bounded by

$$C_1 l^{(K-1)S} \leq F_L(l) \leq C_2 l^{(K-1)S}, \quad (10)$$

where

$$C_1 = \frac{e^{-1} 2^{-(K-1)S}}{(K-1)S \cdot \Gamma((K-1)S)},$$

$$C_2 = \frac{2 \cdot 2^{-(K-1)S}}{(K-1)S \cdot \Gamma((K-1)S)},$$

and $\Gamma(z)$ is the Gamma function.

The proof of this lemma is presented in Appendix A. It is now possible to derive the achievable DoFs for K -cell uplink networks using the OIM protocol.

Theorem 1: Suppose that the OIM scheme with S simultaneously transmitting users in a cell is used in the IMAC model. Then,

$$\text{dof}_{\text{total}} \geq KS \quad (11)$$

is achievable with high probability (whp), if $N = \omega(\text{SNR}^{(K-1)S})$, where $S = \{1, \dots, M\}$.⁶

⁶We use the following notation: i) $f(x) = O(g(x))$ means that there exist constants C and c such that $f(x) \leq Cg(x)$ for all $x > c$. ii) $f(x) = o(g(x))$ means that $\lim_{x \rightarrow \infty} \frac{f(x)}{g(x)} = 0$. iii) $f(x) = \Omega(g(x))$ if $g(x) = O(f(x))$. iv) $f(x) = \omega(g(x))$ if $g(x) = o(f(x))$ [44].

Proof: From (7) and (8), the OIM scheme achieves KS DoFs if the value

$$\sum_{k=1, k \neq i}^K \sum_{j=1}^S L_{i,\pi_k(j)}^k \text{SNR} \quad (12)$$

for all $i \in \{1, 2, \dots, K\}$ and $m \in \{1, 2, \dots, S\}$ is smaller than or equal to some constant $\epsilon_0 > 0$ independent of SNR. The number $\text{dof}_{\text{total}}$ of DoFs is lower-bounded by

$$\text{dof}_{\text{total}} \geq P_{\text{OIM}} KS,$$

which holds since KS DoFs are achieved for a fraction P_{OIM} of the time, from the fact that $\text{SINR}_{i,m} = \Omega(\text{SNR})$ with probability P_{OIM} , where

$$P_{\text{OIM}} = \lim_{\text{SNR} \rightarrow \infty} \Pr \left\{ \sum_{k=1, k \neq i}^K \sum_{j=1}^S L_{i,\pi_k(j)}^k \text{SNR} \leq \epsilon_0 \right. \\ \left. \text{for all } i \in \{1, 2, \dots, K\}, m \in \{1, 2, \dots, S\} \right\}.$$

We now examine the scaling condition such that P_{OIM} converges to one whp. For a constant $\epsilon_0 > 0$, we have

$$\begin{aligned} P_{\text{OIM}} &\geq \lim_{\text{SNR} \rightarrow \infty} \Pr \left\{ \sum_{i=1}^K \sum_{m=1}^S \sum_{k=1, k \neq i}^K \sum_{j=1}^S L_{i,\pi_k(j)}^k \text{SNR} \leq \epsilon_0 \right\} \\ &\geq \lim_{\text{SNR} \rightarrow \infty} \Pr \left\{ S \sum_{k=1}^K \sum_{j=1}^S L_{\pi_k(j)}^k \leq \epsilon_0 \text{SNR}^{-1} \right\} \\ &\geq \lim_{\text{SNR} \rightarrow \infty} \Pr \left\{ L_{\pi_k(S)}^k \leq \frac{\epsilon_0 \text{SNR}^{-1}}{KS^2} \text{ for all } k \in \{1, \dots, K\} \right\} \\ &= \lim_{\text{SNR} \rightarrow \infty} \left(\Pr \left\{ L_{\pi_1(S)}^1 \leq \frac{\epsilon_0 \text{SNR}^{-1}}{KS^2} \right\} \right)^K, \end{aligned} \quad (13)$$

where the last equality holds from the fact that if $i_1 \neq i_2$, then $L_{j_1}^{i_1}$ and $L_{j_2}^{i_2}$ are given by a function of different random vectors, and thus are independent of each other. Then, (13) can further be lower-bounded by using

$$\begin{aligned} &\lim_{\text{SNR} \rightarrow \infty} \Pr \left\{ L_{\pi_1(S)}^1 \leq \frac{\epsilon_0 \text{SNR}^{-1}}{KS^2} \right\} \\ &= 1 - \lim_{\text{SNR} \rightarrow \infty} \sum_{i=0}^{S-1} \binom{N}{i} F_L \left(\frac{\epsilon_0 \text{SNR}^{-1}}{KS^2} \right)^i \\ &\quad \cdot \left(1 - F_L \left(\frac{\epsilon_0 \text{SNR}^{-1}}{KS^2} \right) \right)^{N-i} \\ &\geq 1 - \lim_{\text{SNR} \rightarrow \infty} \sum_{i=0}^{S-1} \left(NC_2 \left(\frac{\epsilon_0}{2KS^2} \right)^{(K-1)S} \text{SNR}^{-(K-1)S} \right)^i \\ &\quad \cdot \left(1 - C_1 \left(\frac{\epsilon_0}{2KS^2} \right)^{(K-1)S} \text{SNR}^{-(K-1)S} \right)^N \\ &\quad \cdot \left(1 - C_2 \left(\frac{\epsilon_0}{2KS^2} \right)^{(K-1)S} \text{SNR}^{-(K-1)S} \right)^{-i}, \end{aligned}$$

where the inequality holds due to Lemma 1. If $N = \omega(\text{SNR}^{(K-1)S})$, then the value

$$\left(NC_2 \left(\frac{\epsilon_0}{2KS^2} \right)^{(K-1)S} \text{SNR}^{-(K-1)S} \right)^i \cdot \left(1 - C_1 \left(\frac{\epsilon_0}{2KS^2} \right)^{(K-1)S} \text{SNR}^{-(K-1)S} \right)^N \quad (14)$$

converges to zero for all $i = 0, \dots, S-1$, because in (14), the second term decays exponentially with increasing SNR while the first term increases rather polynomially. The lower bound in (13) thus converges to one.

As a consequence, our result indicates that the term $\sum_{k=1, k \neq i}^K \sum_{j=1}^S L_{i, \pi_k(j)}^k$ scales as $O(\text{SNR}^{-1})$ whp if $N = \omega(\text{SNR}^{(K-1)S})$. This further implies that for the decoded symbol $\hat{x}_m^{(i)}$, the value in (12) is smaller than or equal to ϵ_0 with probability P_{OIM} , approaching one, as the received SNR tends to infinity, where $i \in \{1, \dots, K\}$ and $m \in \{1, \dots, S\}$. Therefore, it follows that $\text{dof}_{\text{total}} \geq KS$ if $N = \omega(\text{SNR}^{(K-1)S})$, which completes the proof of this theorem. ■

From the above theorem, let us show the following interesting discussion according to the two proposed protocols.

Remark 1: It is seen that the asymptotically achievable DoFs are given by KM and KS ($S \in \{1, \dots, M-1\}$) when the OIN and OIA protocols are used in K -cell uplink networks, respectively. In fact, the OIN scheme achieves the optimal DoFs, which will be proved in Section IV by showing an upper bound on the DoFs, while it works under the condition that the required number of users per cell, N , scales faster than $\text{SNR}^{(K-1)M}$. On the other hand, the OIA scheme operates with at least $\text{SNR}^{(K-1)S}$ users per cell, which are surely smaller than those of the OIN scheme, at the expense of some DoF loss. This thus gives us a trade-off between the achievable number of DoFs and the required number of users in a cell, N . Note that for the case where N is not sufficiently large to utilize the OIN scheme, the OIA scheme can be applied instead.

It is now examined how our scheme is fundamentally different from the existing DoF-optimal schemes [11], [13]–[16], [20].

Remark 2: As addressed before, the minimum number of per-cell users, N , needs to be guaranteed in order that the proposed OIM protocols work properly even in the time-invariant channel condition without any dimension expansion. On the other hand, in [11], [13]–[16], [20], a huge number of dimensions are required to asymptotically achieve the optimal DoFs.

C. Comparison with the Existing Methods

In this subsection, the proposed scheme is compared with the two existing strategies [16], [18] that also achieve the optimal DoFs in K -cell uplink networks. We now focus on the case for $M = 1$, i.e., K -cell IMAC model with a single antenna at each BS, as in [16], [18]. Under the model, all of the OIN and two existing IA methods achieve K DoFs asymptotically as the number of users in a cell, N , tends to infinity, while their channel models and (analytical) approaches are quite different from each other.

Since the two schemes [16], [18] are analyzed in a *deterministic* manner, it is possible to achieve a non-zero number of DoFs, less than K , even for finite N (independent of SNR). In contrast, the achievability result of the OIN scheme is shown based on a *probabilistic* approach, where infinitely many number of users per cell, which scales faster than SNR^{K-1} , is needed to guarantee full DoFs without any dimension expansion.

Now let us turn to discussing channel modelings. The subspace-based IA scheme [16] was introduced in K -cell uplink networks allowing dimension expansion over the frequency domain, where it requires $(K-1)$ -level decomposability of channels at each link since designing transmit vectors shown in [16] takes advantage of decomposed channel matrices. Accordingly, single-path random delay channels are preferable due to the fact that they are $(K-1)$ -level decomposable and thus are convenient to align interfering signals in practice. If we assume multipath frequency selective channels, then the whole channel band should be splitted into multiple sub-bands, each of which needs to be within coherence bandwidth and to occupy many subcarriers for dimension expansion, thereby yielding practical challenges. On the other hand, our scheme works properly with rich scattering environments, because it exploits channel randomness for either nulling or aligning interfering signals. However, a highly correlated channel among users (e.g., relatively poor scattering environment) may result in performance degradation for the proposed scheme, since it is difficult to select users such that the sum of LIF values is small enough. In [18], another IA scheme, named as real IA, has been introduced in cellular uplink networks with time-invariant *real* channel coefficients—the IA operation is conducted in signal scale but not in signal vector space. Specifically, the strategy exploits the fact that a real line consists of infinite rational dimensions. Instead, under the *complex* channel environment, a multi-dimensional Euclidean space is taken into account to align interference in signal vector space, as in the conventional IA methods [10], [11], [13]–[16].

IV. UPPER BOUND FOR DOFS

In this section, to verify the optimality of the proposed OIN scheme, we derive an upper bound on the DoFs in cellular networks, especially for the IMAC model shown in Fig. 1. Suppose that \tilde{N} users (i.e., \tilde{N} streams) per cell transmit their packets simultaneously to the corresponding BS, where $\tilde{N} \in \{1, 2, \dots, N\}$.⁷ This is a generalized version of the transmission since it is not characterized how many users in a cell need to transmit their An upper bound on the total DoFs for the IMAC model is given in the following theorem.

Theorem 2: For the IMAC model shown in Section II, the total number $\text{dof}_{\text{total}}$ of DoFs is upper-bounded by

$$\text{dof}_{\text{total}} = \sum_{i=1}^K \sum_{j=1}^N d_j^{(i)} \leq \frac{KNM}{N+1}, \quad (15)$$

where $d_j^{(i)}$ denotes the DoFs for the transmission of user j in the i -th cell for $i = 1, \dots, K$ and $j = 1, \dots, N$.

⁷Note that \tilde{N} is different from S in Section II since \tilde{N} can be greater than M in general.

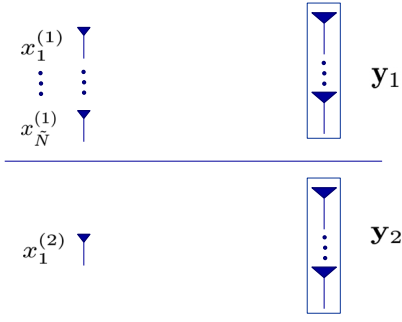


Fig. 2. The two-cell IMAC model defined in Section IV.

Proof: Since the proof technique is essentially similar to that of [11], [45], a brief sketch of the proof is provided here. Let $W_j^{(i)}$ and $R_j^{(i)}$ denote the message and its transmission rate of user j in the i -th cell, respectively. Consider a certain two-cell IMAC model illustrated in Fig. 2, where we eliminate messages $W_j^{(3)}, W_j^{(4)}, \dots, W_j^{(K)}$ for all $j \in \{1, \dots, \tilde{N}\}$ as well as $W_j^{(2)}$ for $j \in \{2, \dots, \tilde{N}\}$. Then, by using Fano's inequality [46], the rate $\sum_{j=1}^{\tilde{N}} R_j^{(1)} + R_1^{(2)}$ can be upper-bounded by the sum capacity of a MAC with an M antenna receiver, having reduced noise, and $\tilde{N} + 1$ single-antenna transmitters, and thus if $\tilde{N} + 1 \geq M$, then the number of DoFs for the MAC is given by M [41], [47]. Hence, simply assuming $\tilde{N} = N$, we obtain the following upper bounds:

$$\sum_{j=1}^N R_j^{(1)} + R_1^{(2)} \leq M \log \text{SNR} + o(\log \text{SNR})$$

and

$$\sum_{j=1}^N d_j^{(1)} + d_1^{(2)} \leq M.$$

Similarly, for any $k \in \{1, 2, \dots, N\}$, we obtain

$$\sum_{j=1}^N d_j^{(1)} + d_k^{(2)} \leq M \quad (16)$$

and

$$d_k^{(1)} + \sum_{j=1}^N d_j^{(2)} \leq M. \quad (17)$$

Adding up all the possible combinations over k shown in (16) and (17), we finally have

$$\sum_{j=1}^N d_j^{(i)} \leq \frac{NM}{N+1}$$

at a given cell i . Since there are K cells in the IMAC model, the total number of DoFs is upper-bounded by (15), which completes the proof. ■

Note that this upper bound is generally derived regardless of whether the number of users per cell, N , tends to infinity or not. Thus, our converse result always holds for arbitrary N , whereas the scaling condition $N = \omega(\text{SNR}^{(K-1)M})$ is included in the achievability proof. Now let us turn to

examining how the upper bound is close to the achievable DoFs shown in Section III.

Remark 3: From Theorems 1 and 2, when the OIN scheme is used (i.e., the case of $S = M$), it is shown that the upper bound on the DoFs matches the achievable DoFs as long as N scales faster than $\text{SNR}^{(K-1)M}$. Therefore, the proposed OIN scheme is optimal in terms on DoFs.

In addition, a simple upper bound can also be derived in the following argument.

Remark 4: From a genie-aided removal of all the inter-cell interferences, we obtain K parallel SIMO MAC systems. The number of total DoFs is thus upper-bounded by KM due to the fact that the number of DoFs for the SIMO MAC is given by M . It is seen that the upper bound in (15) approaches KM as the number of users per cell, N , tends to infinity.

V. MODIFIED OIM PROTOCOLS

In this section, two modified OIM protocols are described. A two-step user scheduling method is first introduced with a slight modification, where a logarithmic gain can be obtained. We also show that our achievable OIM scheme can be extended to multi-carrier systems by executing dimension expansion over the frequency domain.

A. Two-step OIN Protocol

Our main result states that the OIN scheme asymptotically achieves the optimal DoFs in K -cell uplink networks. Users are opportunistically selected in the sense of confining the generating interference power to other cell BSs within a constant independent of SNR, while the other opportunistic algorithms aim to obtain the MUD gain by selecting users with the maximum channel gain. We now introduce a two-step opportunistic scheduling method that enables to obtain an additional logarithmic gain, i.e., power gain, similarly as in [21]–[23], as well as full DoF gain.

- *Step 1:* For the i -th cell, \tilde{M} users are first selected according to the user scheduling metric L_j^i in (3), where $\tilde{M} = \omega(M)$ and $i = 1, \dots, K$. That is, the parameter \tilde{M} needs to scale as a certain function of increasing SNR.
- *Step 2:* Among the \tilde{M} users, M users with the desired channel gains up to the M -th largest one are then chosen based on the metric $\|\mathbf{h}_{i, \pi_i'(j)}^{(i)}\|^2$, where $\pi_i'(j)$ denotes the index of users selected in the first step in cell i for $j = \{1, \dots, \tilde{M}\}$.

From Theorem 1, it is easily shown that if $N = \omega(\text{SNR}^{(K-1)\tilde{M}})$, then the interference in each desired signal space from \tilde{M} selected users per cell is confined within a constant independent of SNR. Hence, similarly as in [23], the received SNR for each symbol would be boosted by $\log \tilde{M}$ whp, compared to that shown in (4), under the condition $\tilde{M} = \omega(M)$. As \tilde{M} scales with SNR (or equivalently N), the scaling laws of the sum-rate in (7) can be obtained with respect to \tilde{M} , and thus the achievable sum-rate scales as

$$KM \log (\text{SNR} \log \tilde{M})$$

whp.⁸ Hence, note that the above two-step procedure leads to performance improvement on the sum-rate (but not on the

⁸The pre-log term can be more boosted when \tilde{M} scales exponentially with SNR (or faster), but this infeasible scaling condition is not a matter of interest in this work.

DoFs).

B. Extension to Multi-carrier Systems

The OIM scheme can easily be applied to multi-carrier systems by executing dimension expansion over the frequency domain. Let N_{sub} denote the total number of subcarriers, which has no need for tending to infinity. As a single antenna is simply assumed at each BS in the multi-carrier environment, each user transmits a data symbol using N_{sub} frequency subcarriers and the received signal vector $\mathbf{y}_i \in \mathbb{C}^{N_{\text{sub}} \times 1}$ over the frequency domain at BS i can then be expressed as

$$\mathbf{y}_i = \sum_{j=1}^S \mathbf{H}_{i,j}^{(i)} x_j^{(i)} + \sum_{k=1, k \neq i}^{K-1} \sum_{n=1}^S \mathbf{H}_{i,n}^{(k)} x_n^{(k)} + \mathbf{z}_i,$$

where $\mathbf{H}_{i,j}^{(i)} \in \mathbb{C}^{N_{\text{sub}} \times 1}$ indicates the frequency response of the uplink channel from the j -th user in the k -th cell to BS i , $\mathbf{z}_i \in \mathbb{C}^{N_{\text{sub}} \times 1}$ is the AWGN vector over the frequency domain at BS i , and $S \in \{1, \dots, N_{\text{sub}}\}$ is the number of users transmitting their data simultaneously in each cell. We assume a rich scattering multipath fading environment and thus all elements of $\mathbf{H}_{i,j}^{(i)}$ are assumed to be statistically independent for all $i, k \in \{1, \dots, K\}$ and $j \in \{1, \dots, N\}$.

For the OIN and OIA protocols under the multi-carrier model, the user scheduling strategy and its achievability result almost follow the same steps as those shown in Section III. Hence, we mainly focus on the scenario where a beamforming can also be performed at the transmitter side along with the user scheduling.

For example, when the OIA scheme is utilized, it is possible for each user to reduce the amount of interference caused to the BSs in other cells by generating a beamforming matrix and then adjusting its vector directions, while no beamforming is available in Section III since a single transmit antenna is used at each user. The optimal diagonal weight matrix $\mathbf{W}_j^{(i)} \in \mathbb{C}^{N_{\text{sub}} \times N_{\text{sub}}}$ can be designed at each user in the sense of minimizing the total sum of $K-1$ LIF values defined in (5), i.e., the metric L_j^i :

$$\mathbf{W}_j^{(i)} = \arg \min_{\mathbf{W} \in \mathbb{C}^{N_{\text{sub}} \times N_{\text{sub}}}} \sum_{l=1, l \neq i}^K \left\| \text{Proj}_{U^{(l)}} \left(\mathbf{W} \mathbf{H}_{l,j}^{(i)} \right) \right\|^2 \quad (18)$$

$$\text{subject to } \|\text{diag}(\mathbf{W})\|^2 = 1,$$

where $U^{(l)}$ denotes the null space of the interference subspace in the l -th cell. Note that each user does not need to feed back its optimal weight matrix in (18) to its home cell BS. Let $\mathbf{W}_{j,\text{opt}}^{(i)}$ denote the optimal solution of (18). The j -th user in the i -th cell then feeds back the following scheduling metric \tilde{L}_j^i that can be computed again by applying the optimal weight matrix:

$$\tilde{L}_j^i = \sum_{l=1, l \neq i}^K \left\| \text{Proj}_{U^{(l)}} \left(\tilde{\mathbf{H}}_{l,j}^{(i)} \right) \right\|^2, \quad (19)$$

where

$$\tilde{\mathbf{H}}_{l,j}^{(i)} = \mathbf{W}_{j,\text{opt}}^{(i)} \mathbf{H}_{l,j}^{(i)}.$$

Thereafter, BS i selects a set of S users who feed back the values up to the S -th smallest one in (19) among all

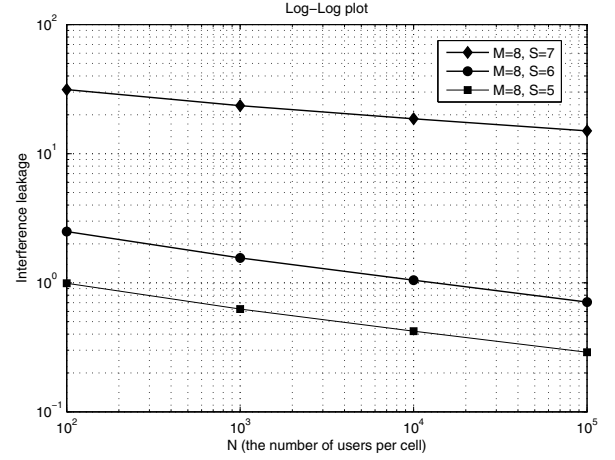


Fig. 3. The interference leakage with respect to N for some S . The system with $M = 8$, $K = 2$, and $SK > M$ is considered.

users in a cell, where $S \in \{1, \dots, N_{\text{sub}} - 1\}$. This per-user optimization procedure may yield less amount of the LIF at each BS than that of the conventional approach without beamforming. In other words, by applying the beamforming design as well as the user scheduling, the minimum required number of users per cell, N , such that a given LIF value is guaranteed may scale slower than $\text{SNR}^{(K-1)S}$ shown in Theorem 1, thus leading to more feasible network realization.

VI. NUMERICAL EVALUATION

In this section, we perform computer simulations to validate the performance of the proposed OIA scheme, operating with $S(< M)$ per-cell users, for finite parameters N and SNR in multi-cell uplink environments. In our simulation, the channel vectors in (1) are generated 1×10^5 times for each system parameter.

The average amount of interference leakage is first evaluated as the number of users in each cell, N , increases. In Fig. 3, the log-log plot of interference leakage versus N is shown as N increases.⁹ The interference leakage is interpreted as the total interference power remaining in each desired signal space (from the users in other cells) after the ZF filter is applied, assuming that the received signal power from a desired transmitter is normalized to 1 in the signal space. This performance measure enables us to measure the quality of the proposed OIA scheme, as in [12], [38]. We now evaluate the interference leakage for various system parameters. In Fig. 3, the case with $M = 8$, $K = 2$, and $SK > M$ is considered, where S denotes the number of simultaneously transmitting users per cell. It is shown that when the parameter S varies from 7 to 5, the interference leakage decreases due to less interferers, which is rather obvious. The result, illustrated in Fig. 3, indicates that the interference leakage tends to decrease linearly with N , while the slopes of the curves are almost identical to each other as N increases. It is further seen how many users per cell are required to guarantee that the

⁹Even if it seems unrealistic to have a great number of users in a cell, the range for parameter N is taken into account to precisely see some trends of curves varying with N .

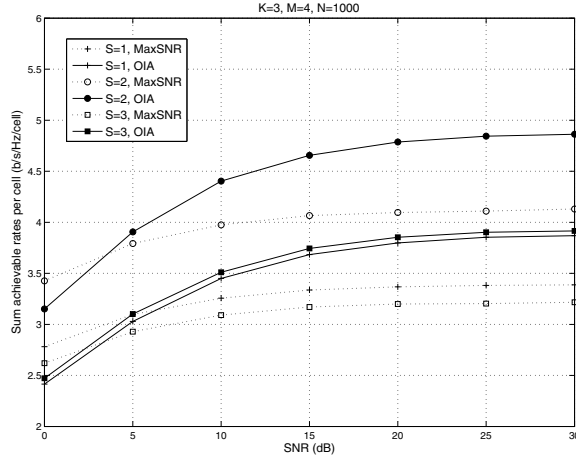


Fig. 4. The achievable sum-rate per cell with respect to SNR. The system with $M = 4$, $K = 3$, $N = 10^3$ is considered.

interference leakage is less than an arbitrarily small constant for given parameters M , S , and K .

In addition, as illustrated in Fig. 4, the achievable sum-rate of the OIA scheme is evaluated according to received SNRs (in dB scale) and is compared to that of the conventional opportunistic user scheduling method in which the users having the maximum SNR value are selected for data transmission (we represent it with *MaxSNR* in the figure). Simulation environments are given by $M = 4$, $K = 3$, and $N = 10^3$. Since the number of neighboring cells is commonly less than 4 due to the geographical characteristics, we set $K = 3$ in this simulation. It is shown that the OIA scheme outperforms the conventional one for almost all the SNR regimes. We also examine how efficiently we decide the number of simultaneously transmitting users per cell, S , in terms of maximizing the sum-rate. It is seen that the optimal S is given by 2 for both schemes (see Fig. 4).

VII. CONCLUSION

Two types of OIM protocols were proposed in wireless K -cell uplink networks, where they do not require the global CSI, infinite dimension extension, and parameter adjustment through iteration. The achievable DoFs were then analyzed—the OIM protocol asymptotically achieves $K'S$ DoFs as long as N scales faster than $\text{SNR}^{(K-1)S}$, where $S \in \{1, \dots, M\}$. It has been seen that there exists a trade-off between the achievable DoFs and the parameter N based on the two OIM schemes. From the result of the upper bound on the DoFs, it was shown that the OIM protocol with $S = M$ achieves the optimal DoFs with the help of the MUD gain. In addition, the two-step scheduling method that can further obtain a power gain has been shown, and extension to the multi-carrier systems has been discussed.

APPENDIX

A. Proof of Lemma 1

The cdf $F_L(l)$ of the metric L_j^i satisfies the inequality $\gamma(z, x) \geq \frac{1}{z}x^ze^{-x}$ for $z > 0$ and $0 \leq x < 1$ since

$$\gamma(z, x) = \frac{1}{z}x^ze^{-x} + \frac{1}{z}\gamma(z+1, x)$$

$$\begin{aligned} &= \frac{1}{z}x^ze^{-x} + \frac{1}{z(z+1)}x^{z+1}e^{-x} + \dots \\ &\geq \frac{1}{z}x^ze^{-1}. \end{aligned}$$

Similarly, $\gamma(z, x)$ is upper-bounded by $2z^{-1}x^z$ for $z > 0$ and $0 \leq x < 1$ from the fact that

$$\begin{aligned} \gamma(z, x) &= \frac{1}{z}x^ze^{-x} + \frac{1}{z}\gamma(z+1, x) \\ &\leq \frac{1}{z}x^ze^{-x} + \frac{1}{z}x^ze^{-x} \sum_{i=1}^{\infty} \left(\frac{x}{z+1}\right)^i \\ &= \left(\frac{1}{z} + \frac{x}{z+1-x}\right)x^ze^{-x} \\ &\leq \frac{2}{z}x^z. \end{aligned}$$

Applying the above bounds to (9), we finally obtain (10), which completes the proof.


Acknowledgement

The authors would like to thank Sae-Young Chung for his helpful discussions.


REFERENCES

- [1] A. D. Wyner, "Shannon-theoretic approach to a Gaussian cellular multiple-access channel," *IEEE Trans. Inf. Theory*, vol. 40, no. 6, pp. 1713–1727, Nov. 1994.
- [2] S. Shamai (Shitz) and A. D. Wyner, "On information theoretic considerations for symmetric cellular multiple access communication channels—part I," *IEEE Trans. Inf. Theory*, vol. 43, no. 6, pp. 1877–1894, Nov. 1997.
- [3] S. Shamai (Shitz) and A. D. Wyner, "On information theoretic considerations for symmetric cellular multiple access communication channels—part II," *IEEE Trans. Inf. Theory*, vol. 43, no. 6, pp. 1895–1911, Nov. 1997.
- [4] O. Somekh and S. Shamai (Shitz), "Shannon-theoretic approach to a Gaussian cellular multi-access channel with fading," *IEEE Trans. Inf. Theory*, vol. 46, no. 4, pp. 1401–1425, July 2000.
- [5] O. Somekh, B. M. Zaidel, and S. Shamai (Shitz), "Sum rate characterization of joint multiple cell-site processing," *IEEE Trans. Inf. Theory*, vol. 53, no. 12, pp. 4473–4497, Dec. 2007.
- [6] N. Levy and S. Shamai (Shitz), "Information theoretic aspects of users' activity in a Wyner-like cellular model," *IEEE Trans. Inf. Theory*, vol. 56, no. 5, pp. 2241–2248, May 2010.
- [7] J. Wang and L. B. Milstein, "CDMA overlay situations for microcellular mobile communications," *IEEE Trans. Commun.*, vol. 43, no. 2/3/4, pp. 603–613, Feb./Mar./Apr. 1995.
- [8] A. Papadogiannis and G. Alexandropoulos, "The value of dynamic clustering of base stations for wireless networks of the future," in *Proc. 2010 IEEE World Congress Computational Intelligence*.
- [9] F. Boccardi, H. Huang, and A. Alexiou, "Network MIMO with reduced backhaul requirements by MAC coordination," in *Proc. 2008 Asilomar Conf. Signals, Syst. Comput.*, pp. 1125–1129.
- [10] M. A. Maddah-Ali, A. S. Motahari, and A. K. Khandani, "Communication over MIMO X channels: interference alignment, decomposition, and performance analysis," *IEEE Trans. Inf. Theory*, vol. 54, no. 8, pp. 3457–3470, Aug. 2008.
- [11] V. R. Cadambe and S. A. Jafar, "Interference alignment and degrees of freedom of the K -user interference channel," *IEEE Trans. Inf. Theory*, vol. 54, no. 8, pp. 3425–3441, Aug. 2008.
- [12] K. Gomadam, V. R. Cadambe, and S. A. Jafar, "A distributed numerical approach to interference alignment and applications to wireless interference networks," *IEEE Trans. Inf. Theory*, vol. 57, no. 6, pp. 3309–3322, June 2011.
- [13] T. Gou and S. A. Jafar, "Degrees of freedom of the K -user $M \times N$ MIMO interference channel," *IEEE Trans. Inf. Theory*, vol. 56, no. 612, pp. 6040–6057, Dec. 2010.
- [14] V. R. Cadambe and S. A. Jafar, "Interference alignment and the degrees of freedom of wireless X networks," *IEEE Trans. Inf. Theory*, vol. 55, no. 9, pp. 3893–3908, Sep. 2009.
- [15] S. A. Jafar and S. Shamai (Shitz), "Degrees of freedom region of the MIMO X channel," *IEEE Trans. Inf. Theory*, vol. 54, no. 1, pp. 151–170, Jan. 2008.


- [16] C. Suh and D. Tse, "Interference alignment for cellular networks," in *Proc. 2008 Allerton Conf. Commun., Control, Comput.*
- [17] B. C. Jung and W.-Y. Shin, "Opportunistic interference alignment for interference-limited cellular TDD uplink," *IEEE Commun. Lett.*, vol. 15, no. 2, pp. 148–150, Feb. 2011.
- [18] A. S. Motahari, O. Gharan, M.-A. Maddah-Ali, and A. K. Khandani, "Real interference alignment: exploiting the potential of single antenna systems," *IEEE Trans. Inf. Theory*, submitted for publication. Available: <http://arxiv.org/abs/0908.2282>.
- [19] N. Lee, W. Shin, and B. Clerckx, "Interference alignment with limited feedback on two-cell interfering two-user MIMO-MAC," preprint. Available: <http://arxiv.org/abs/1010.0933>.
- [20] B. Nazer, M. Gastpar, S. A. Jafar, and P. Viswanath, "Ergodic interference alignment," in *Proc. 2009 IEEE Int. Symp. Inf. Theory*, pp. 1769–1773.
- [21] R. Knopp and P. Humblet, "Information capacity and power control in single cell multiuser communications," in *Proc. 1995 IEEE Int. Conf. Commun.*, pp. 331–335.
- [22] P. Viswanath, D. N. C. Tse, and R. Laroia, "Opportunistic beamforming using dumb antennas," *IEEE Trans. Inf. Theory*, vol. 48, no. 6, pp. 1277–1294, Aug. 2002.
- [23] M. Sharif and B. Hassibi, "On the capacity of MIMO broadcast channels with partial side information," *IEEE Trans. Inf. Theory*, vol. 51, no. 2, pp. 506–522, Feb. 2005.
- [24] Z. Wang, M. Ji, H. R. Sadjadpour, and J. J. Garcia-Luna-Aceves, "Interference management: a new paradigm for wireless cellular networks," in *Proc. 2009 IEEE Military Commun. Conf.*, pp. 1–6.
- [25] L. Dritsoula, Z. Wang, H. R. Sadjadpour, and J. J. Garcia-Luna-Aceves, "Antenna selection for opportunistic interference management in MIMO broadcast channels," in *Proc. 2010 IEEE Signal Process. Advances Wireless Commun.*, pp. 1–5.
- [26] S. Cui, A. M. Haimovich, O. Somekh, and H. V. Poor, "Opportunistic relaying in wireless networks," *IEEE Trans. Inf. Theory*, vol. 55, no. 11, pp. 5121–5137, Nov. 2009.
- [27] W.-Y. Shin, S.-Y. Chung, and Y. H. Lee, "Parallel opportunistic routing in wireless networks," *IEEE Trans. Inf. Theory*, under review for possible publication. Available: <http://arxiv.org/abs/0907.2455>.
- [28] T. W. Ban, W. Choi, B. C. Jung, and D. K. Sung, "Multi-user diversity in a spectrum sharing system," *IEEE Trans. Wireless Commun.*, vol. 8, no. 1, pp. 102–106, Jan. 2009.
- [29] C. Shen and M. P. Fitz, "Opportunistic spatial orthogonalization and its application to fading cognitive radio networks," preprint. Available: <http://arxiv.org/abs/0904.4283>.
- [30] S.-W. Jeon and S.-Y. Chung, "Capacity of a class of a multi-source relay networks," *IEEE Trans. Inf. Theory*, under review for possible publication. Available: <http://arxiv.org/abs/0907.2510>.
- [31] S. M. Perlaza, M. Debbah, S. Lasaulce, and J. -M. Chaufray, "Opportunistic interference alignment in MIMO interference channels," in *Proc. 2008 IEEE Personal, Indoor Mobile Radio Commun. Symp.*, pp. 1–5.
- [32] S. M. Perlaza, N. Fawaz, S. Lasaulce, and M. Debbah, "From spectrum pooling to space pooling: opportunistic interference alignment in MIMO cognitive networks," *IEEE Trans. Signal Process.*, vol. 58, no. 7, pp. 3728–3741, July 2010.
- [33] R. Zhang and Y. C. Liang, "Exploiting multi-antennas for opportunistic spectrum sharing in cognitive radio networks," *IEEE J. Sel. Topics Signal Process.*, vol. 2, no. 1, pp. 88–102, Feb. 2008.
- [34] L. Zheng and D. N. C. Tse, "Diversity and multiplexing: a fundamental tradeoff in multiple-antenna channels," *IEEE Trans. Inf. Theory*, vol. 49, no. 5, pp. 1073–1096, May 2003.
- [35] B. C. Jung, D. Park, and W.-Y. Shin, "A study on the optimal degrees-of-freedom of cellular networks: opportunistic interference mitigation," in *Proc. 2010 Asilomar Conf. Signals, Syst., Comput.*, pp. 2067–2071.
- [36] M. Jiang and L. Hanzo, "Multiuser MIMO-OFDM for next-generation wireless systems," *Proc. IEEE*, vol. 95, no. 7, pp. 1430–1469, July 2007.
- [37] H. Zhu and J. Wang, "Chunk-based resource allocation in OFDMA systems—part I: chunk allocation," *IEEE Trans. Commun.*, vol. 57, no. 9, pp. 2734–2744, Sep. 2009.
- [38] H. Yu and Y. Sung, "Least squares approach to joint beam design for interference alignment in multiuser multi-input multi-output interference channels," *IEEE Trans. Signal Process.*, vol. 58, no. 9, pp. 4960–4966, Sep. 2010.
- [39] R. Zhang and J. M. Cioffi, "Exploiting opportunistic multiuser detection in decentralized multiuser MIMO systems," *IEEE Trans. Commun.*, vol. 10, no. 8, pp. 2474–2485, Aug. 2011.
- [40] T. Tang, R. W. Heath, Jr., S. Cho, and S. Yun, "Opportunistic feedback in multiuser MIMO systems with linear receivers," *IEEE Trans. Commun.*, vol. 55, no. 5, pp. 1020–1032, May 2007.
- [41] D. Tse and P. Viswanath, *Fundamentals of Wireless Communication*. Cambridge University Press, 2005.
- [42] B. C. Jung, Y.-J. Hong, D. K. Sung, and S.-Y. Chung, "Fixed power allocation with nulling for cellular uplink," *IEEE Commun. Lett.*, vol. 12, no. 4, pp. 253–255, Apr. 2008.
- [43] B. Hassibi and T. L. Marzetta, "Multiple-antennas and isotropically random unitary inputs: the received signal density in closed form," *IEEE Trans. Inf. Theory*, vol. 48, no. 6, pp. 1473–1484, June 2002.
- [44] D. E. Knuth, "Big Omicron and big Omega and big Theta," *ACM SIGACT News*, vol. 8, pp. 18–24, Apr.–June 1976.
- [45] S. A. Jafar and M. J. Fakhereddin, "Degrees of freedom for the MIMO interference channel," *IEEE Trans. Inf. Theory*, vol. 53, no. 7, pp. 2637–2642, July 2007.
- [46] T. M. Cover and J. A. Thomas, *Elements of Information Theory*. Wiley, 1991.
- [47] P. Viswanath and D. N. C. Tse, "Sum capacity of the vector Gaussian broadcast channel and uplink-downlink duality," *IEEE Trans. Inf. Theory*, vol. 49, no. 8, pp. 1912–1921, Aug. 2003.



Bang Chul Jung (S'02-M'08) received the B.S. degree in Electronics Engineering from Ajou University, Suwon, Korea, in 2002 and the M.S. and Ph.D. degrees in Electrical & Computer Engineering from Korea Advanced Institute of Science and Technology (KAIST), Daejeon, Korea, in 2004 and 2008, respectively. He was a senior researcher/research professor with KAIST Institute for Information Technology Convergence, Daejeon, Korea, from January 2009 to February 2010. He is now an assistant professor of Department of Information and Communication Engineering, Gyeongsang National University, Korea. Dr. Jung was the recipient of the Fifth IEEE Communication Society Asia-Pacific Outstanding Young Researcher Award in 2011. His research interests include mobile communication systems, compressed sensing, interference management, MIMO, multiple access techniques, and radio resource management.



Dohyung Park is currently with The University of Texas at Austin, Austin, TX. He received his B.S. degree in 2005 and the M.S. degree in 2008 both from KAIST, Daejeon, Korea.



Won-Yong Shin (S'02-M'08) received the B.S. degree in electrical engineering from Yonsei University, Seoul, Korea, in 2002. He received the M.S. and the Ph.D. degrees in electrical engineering and computer science from KAIST, Daejeon, Korea, in 2004 and 2008, respectively.

From February 2008 to April 2008, he was a Visiting Scholar in the School of Engineering and Applied Sciences, Harvard University, Cambridge, MA. From September 2008 to April 2009, he was with the Brain Korea Institute and CHiPS at KAIST as a Postdoctoral Fellow. From August 2008 to April 2009, he was with the Lumicomm, Inc., Daejeon, Korea, as a Visiting Researcher. In May 2009, he joined Harvard University as a Postdoctoral Fellow and was promoted to a Research Associate in October 2011. Since March 2012, he has been with the Division of Mobile Systems Engineering, College of International Studies, Dankook University, Yongin, Korea, where he is currently an Assistant Professor. His research interests are in the areas of information theory, communications, signal processing, and their applications to multiuser networking issues.